

INFINITY

INDYLITE

COMPLIMENT

LYNC

TECHNICAL

Connectivity status: 100%. Welcome to the future of lighting.

LYNC IoT



fully connected totally wireless

With the Eluxnet LYNC IoT system, light is no longer a static necessity for the simple illumination of interior spaces. Using the latest in Bluetooth mesh and sensor technology, the LYNC IoT system converts any space into an interactive, wirelessly controlled and adaptable lighting environment.

Energy saving to the max and completely switchless, this is the lighting of the future.



THE PARTS

M U S T H A V E
M U S T G E T . . .

Getting started with Eluxnet's LYNC IoT system is extremely easy.

The basic LYNC IoT kit consists of the following 4 basic parts:

The LYNC IoT lamp modules can easily be clicked-in and out. No WIRES.

LAMP

Our LYNC IoT sensor detects motion, auto adjusts to match exterior lighting conditions and collects data to for all your lighting related needs

SENSOR

The LYNC app expands available functions to include alarms, extensive scheduling and advanced light grouping

APP

The LYNC IoT remote is an option for those moments when your smart phone is out of reach

REMOTE



FUNCTIONS & FEATURES



dimming



scheduling/alarm



energy saving



colour temp



auto adapt



security



groups/zones



motion detection



wireless control



BLOWING
THE
COMPETITION
OUT
THE
• • •

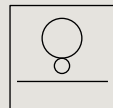
LYNC SENSOR

- motion detection - alarm & schedule - auto adapt -



Eluxnet eYe stand

Even alone, the Eluxnet eYe stand is impressive and fully operational. No need for the main power line; this 360° sensor is charged via USB and looks great on any surface or in any space.



Eluxnet eYe surface

Super easy installation with the Eluxnet eYe surface sensor. All you need is the power line, bracket for attachment, and a ceiling or wall.



Eluxnet eYe recessed

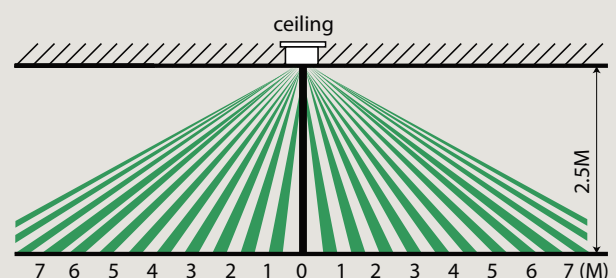
Eye in the sky? We got this. Create the right sized perforation in the ceiling and install the Eluxnet eYe recessed sensor to give that clean, refined look.

SPECIFICATIONS

product code	LS1-SQ1P (surface), LS1-CI1P (recessed) <small>*for the stand sensor product code, reach out to our sales team!</small>
product dimensions	Eluxnet eYe stand : ø74 x 65 Eluxnet eYe surface : 85 x 85 x 32 Eluxnet eYe recessed : ø92 x 43
battery	li-ion rechargeable battery (Eluxnet eYe stand)
voltage	110V - 240V (Eluxnet eYe surface, recessed)
connectivity	2.4Ghz BLE 4.0
included in the box	LYNC sensor, bracket, screws AC Power connector
sensor	digital lighting sensor, passive infrared radial sensor

SENSOR motion sensor coverage (1 pir)


vertical view





motion detection

No need to turn the lights on or off, with the LYNC motion detection system your lights will automatically adjust to the activity in the space. This continues to save you time, energy and cost.



auto adapt

The LYNC IoT sensor will automatically determine the surrounding light quality, both natural and artificial, and adjust your Eluxnet LYNC lamps accordingly.



security

The LYNC IoT system can be placed on a long term lighting schedule to imitate previous activity. Great for those times you need a long and much deserved vacation.



alarm & schedule


Start the day right and wake-up to a soothing warm light. Or use the schedule setting to program office hours, lunch times etc.



residential private



meeting room retail store



supermarket commercial space



lobby public place



Eluxnet LYNC APP



APP installation



Android (ver 4.3 and later available)
Go to Google Play Store



iOS (iOS 7.0 or later available)
Go to App Store



Search Eluxnet LYNC SC to
Download & INSTALL
the latest version!

ELUXNET LYNC compatible products

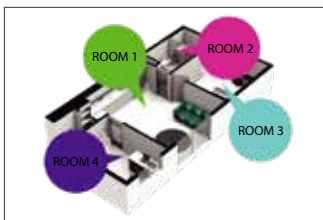
*Smart sensors are a key factor when using the LYNC IoT system, but the remote control is optional





GET TO KNOW YOUR APP SCREENS


*See the LYNC Quick Guide for details on how to use the app.



ZONE setting



GROUP setting



LIGHT SETTING



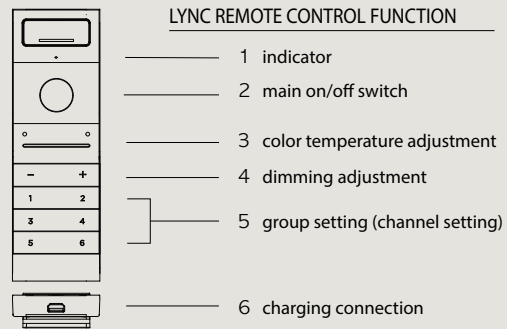
SECURITY SETTING

i

important things to note

- Each sensor must be registered as either a public or private place.
- Users can transfer settings and give permissions via the 'share' function.
- Schedule and alarm data are transmitted to the sensor. The sensor saves the data and sends the signals to the lamp module.
- Users can turn off either the light or motion sensors via the Eluxnet app or the LYNC remote.


LYNC REMOTE



TECHNICAL DETAILS

product code	LR1-WC-W
product dimensions	140 mm (l) * 45 mm (w) * 10 mm (h)
color	white
batteries	3.7V 350mA, li-ion rechargeable battery
battery standby	about 3 months
included in the box	LYNC Remote Control, Screws, USB Charging Cable, Wall bracket

CAUTION:

 Keep the LYNC remote control away from heat or moisture. Do not throw the LYNC remote control. Do not attempt to open or disassemble the LYNC remote control.



Use the +/- buttons to dim the lights or change the color temperature via the LYNC remote control



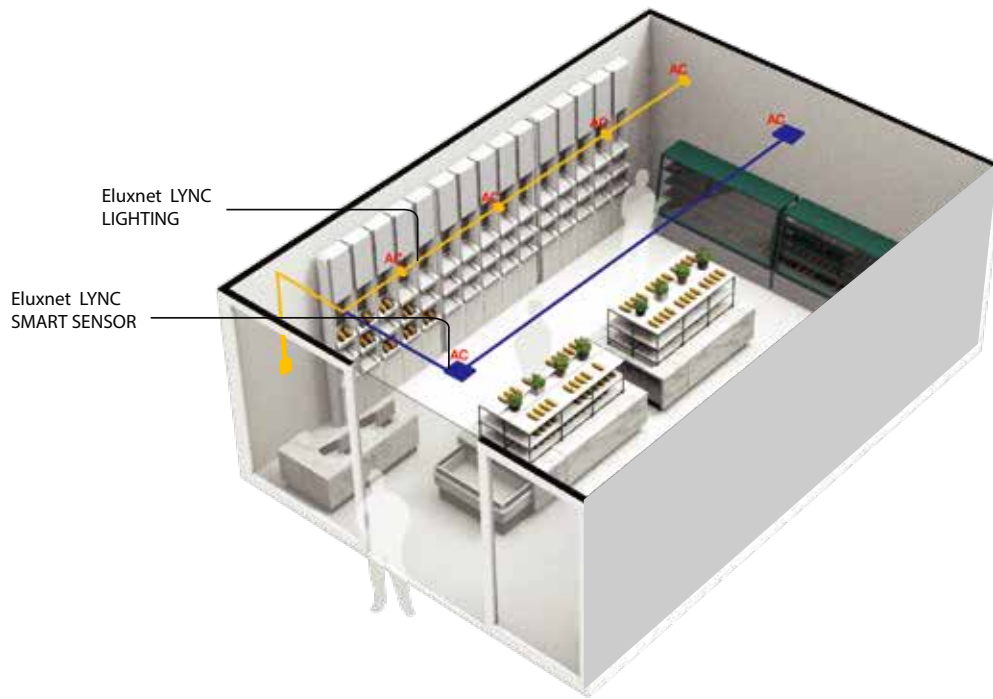
With the addition of an easy mountable attachment your remote can look and work like an old school light switch



The Linno LYNC remote control is rechargeable and lasts for about 3 months



You can control up to 6 groups with ease with the LYNC remote control



one power connection - one sensor - user friendly controls - easy installation - worry free maintenance - affordable

ELUXNET ▲ VS. ▼ OTHERS

complex - lots of wiring - multiple sensors - multiple connections - additional maintenance - requires expertise - confusing controls

