

Luminex™ G1 **_1040D_** DIRECT-LIT FLAT LED 1x4 PANEL

6/28/12 Updated





Green Living / Green Design

A high performance LED flat panel designed to lay in to drop ceilings; Suitable for office, school, hospital and medical facility applications. Panels are fully dimmable, and are compatible with building controls, motion sensors, timers, and daylight harvesting systems. The design of the panels produces an even, consistent shadowless light. The LEDs mean long life, high lumen maintenance, high CRI, and low maintenance, with no hazardous materials.

PROJECT NAME	
CATALOG NUMBER	
LOCATION	
NOTE	

FEATURES:

- Lumens: 3200K/4500K: 5062 / 5500K/6700K: 5400 Lumens @ CRI 80
- Lumens: 3200K/4500K: 4387 / 5500K/6700K: 5062 Lumens @ CRI 90
- 75 Watts
- CCT: 3200K, 4500K, 5500K, 6700K
- 50,000 Hour Life (L70)
- 13.6 Lbs
- DMX dimming
- 5 Year Warranty
- CRI: 80, 90
- Optional remote power supply as required
- Surface mount and suspension kits available



CONTROL:

- Standard discrete driver on back
- DMX repeater required for 0~10v dimming control, Up to 200 panels per repeater

- Frame Finish : Aluminum, White Painting

CONSTRUCTION:

- The housing and back panel are aluminum
- Unique mounting gives flush-fit in drop ceiling providing heat sink and thermal control capabilities
- Lens is translucent white polycarbonate
- Profile i: 2"

Luminaire Ordering Information:

Typical Order Example - Catalog# : L1040D7535H_RP_G1

	Dimension	Optic	Wattage	Color	CRI	Option	Dimming
L = Luminex™	1040 = 1'x2'	D = Direct-Lit	75 = 75 Watt	35 = 3500 45 = 4500 55 = 5500 67 = 6700	M = 80 H = 90	RP = Remote PSU Max. 50 ft	G1 = DMX

Optional Accessories:

Item	Model Number	Description
Luminex™	L-PSK	Aircraft cable suspension kit
	L1040DSMK	Surface mount kit 1x4 Direct-Lit



Luminex™ G1_1040D_ DIRECT-LIT FLAT LED 1x4 PANEL


6/28/12 Updated



■ SPECIFICATION

Item	Specification	
1 Outline Dimension	12(W) x 48(L) x 2(H) [Inch]	
2 Weight	13.6 [lbs]	
3 Operating Temperature	14 [°F] ~ 132 [°C]	
4 Operating Voltage	100~ 277 [VAC], 50/60Hz	
5 DC Output	48V TYP.	
5 Nominal Input Power	75 [Watt]	
6 PSU P.F. >0.9	Model	JH-80HE
	Certification	UL E343524
	Dimming Signal	DMX512

■ PRODUCT IMAGE

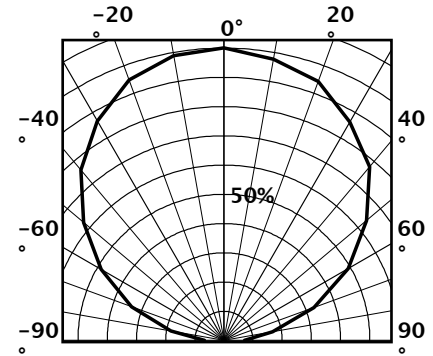


• Frame Finish : Aluminum, White Painting

■ PHOTOMETRIC

	Class		Condition	Luminous Flux *
	CRI(Ra)	CCT [°K]		Typ.[lumen]
1	CRI 80	3,200 / 4,500	75Watt., Ta=77°F	5062
2		5,500 / 6,700		5400
3	CRI 90	3,200 / 4,500		4387
4		5,500 / 6,700		5062

■ POLAR DIAGRAM



■ DIMENSION

